



# INFRA PROJECTS LIMITED

**ENGINEERING CONSULTANTS & CONTRACTORS**

Sigma-1 Corporates, Corporate House No. 6, Sindhu Bhavan Road, Nr. Mann Party Plot Cross Road,  
Bodakdev, Ahmedabad - 380 054. Gujarat, India. Telefax : +91 - 79 - 4008 6771-74.  
E-mail : elect@hecproject.com, Web. : www.hecprojects.in, CIN : L45200GJ2005PLC046870

Date: 8<sup>th</sup> April, 2017

To,  
**National Stock Exchange of India Limited**  
Exchange Plaza,  
Plot no. C/1, G Block,  
Bandra-Kurla Complex,  
Bandra (E)  
Mumbai - 400 051

**Sub: Submission of Shareholding Pattern for the Half year ended  
on 31<sup>st</sup> March, 2017**

Dear Sir,


Pursuant to Regulation 31(1)(b) of the Securities and Exchange Board of India (Listing Obligations and Disclosure Requirements) Regulations, 2015 please find enclosed herewith Shareholding Pattern for the half year ended on 31<sup>st</sup> March, 2017.

Kindly acknowledge the same.

Thanking You.

For, HEC INFRA PROJECTS LIMITED

  
GAURANG SHAH  
MANAGING DIRECTOR  
DIN: 01756079



Enclosure: As above

## ANNEXURE

1. **Name of Listed Entity: HEC Infra Projects Limited**
2. Scrip Code/Name of Scrip/Class of Security: HECPROJECT
3. Share Holding Pattern Filed under: 31b
4. **Share Holding Pattern as on : 31-Mar-2017**
5. **Declaration:** The Listed entity is required to submit the following declaration to the extent of submission of information:-

S. No.	Particulars	Yes/No	
1	Whether the Listed Entity has issued any partly paid up shares?	No	
2	Whether the Listed Entity has issued any Convertible Securities or Warrants?	No	
3	Whether the Listed Entity has any shares against which depository receipts are issued?	No	
4	Whether the Listed Entity has any shares in locked-in?	Yes	Promoter and Promoter Group
5	Whether any shares held by promoters are pledge or otherwise encumbered?	No	
6	Whether the Listed Entity has issued any differential Voting Rights?	No	




Table I - Summary Statement holding of specified securities

Category (I)	Category of shareholder (II)	Nos. of shareholders (III)	No. of fully paid up equity shares held (IV)	No. of Partly paid-up equity shares held (V)	No. of shares underlying Depository Receipts (VI)	Total nos. shares held (VII) = (IV)+(V)+(VI)	Shareholding as a % of total no. of shares (calculated as per SCRR, 1957) (VIII)	Number of Voting Rights held in each class of securities (IX)			No. of Shares Underlying Outstanding convertible securities (including Warrants) (X)	Shareholding, as a % assuming full conversion of convertible securities (as a percentage of diluted share capital) (XI) = (VII)+(X)	Number of Locked in shares (XII)		Number of Shares pledged or otherwise encumbered (XIII)		Number of demat in (XIV)	
								No of Voting Rights					Total as a % of (A+B+C)	No. (a)	As a % of total Shares held (b)	No. (a)		As a % of total Shares held (b)
								Class eg: X	Class eg: y	Total								
A	Promoter & Promoter Group	6	1488432	0	0	1488432	73.41	1488432	0	1488432	73.41	0	27.81	0	0	1488432		
B	Public	104	539200	0	0	539200	26.59	539200	0	539200	26.59	0	0	0	0	539200		
C	Non Promoter-Non Public	0	0	0	0	0	0	0	0	0	0	0	0	0	0	0		
C1	Shares underlying DRs	0	0	0	0	0	0	0	0	0	0	0	0	0	0	0		
C2	Shares held by Employee Trusts	0	0	0	0	0	0	0	0	0	0	0	0	0	0	0		
	Total	110	2027632	0	0	2027632	100	2027632	0	2027632	100	0	20.42	0	0	2027632		






Table II - Statement showing shareholding pattern of the Promoter and Promoter Group

Category & Name of the Shareholders (I)	PAN (II)	No. of share older (III)	No. of fully paid up equity shares held (IV)	Partly paid-up equity shares held (V)	Nos. of shares underlying Depository Receipts (VI)	Total nos. shares held (VII = IV+V+VI)	Shareholding % calculated as per SCRR, 1957 As a % of (A+B+C2) (VIII)	Number of Voting Rights held in each class of securities (IX)			Total as a % of Total Voting rights	No. of Shares (including Warrants) (X)	Shareholding, as a % assuming full conversion of convertible securities (XI) = (VII)+(X) as a % of A+B+C2	Number of Locked in shares (XII)		Number of Shares pledged or otherwise encumbered (XIII)		Number of equity shares held in dematerialized form (XIV)			
								Class X	Class Y	Total				No. (a)	As a % of total Shares held (b)	No. (a)	As a % of total shares held (b)				
																			No of Voting Rights		
																			Underlying Outstanding convertible securities (including Warrants) (X)		convertible securities (as a percentage of diluted share capital) (XI) = (VII)+(X) as a % of A+B+C2
Indian		0	0	0	0	0	0	0	0	0	0	0	0	0	0	0	0				
Individuals/Hindu undivided Family		5	1394932	0	0	1394932	68.8	1394932	1394932	68.8	0	68.8	414000	29.68	0	0	1394932				
GAURANG PARMANAND SHAH	ACEP S6664C		1144982	0	0	1144982	56.47	1144982	1144982	56.47		56.47	414000	36.16	0	0	1144982				
RAHUL GAURANG SHAH	DCFP S0317N		2318	0	0	2318	.11	2318	2318	.11		.11	0	0	0	0	2318				
RUPAL GAURANG SHAH	AFDP S5118R		243400	0	0	243400	12	243400	243400	12		12	0	0	0	0	243400				
UNNATI VIKRAM SHAH	AIQP S6604L		4132	0	0	4132	.2	4132	4132	.2		.2	0	0	0	0	4132				
VIKRAM PARMANAND SHAH	AIFP S9377R		100	0	0	100	0	100	100	0		0	0	0	0	0	100				
Central Government/ State Government(s)		0	0	0	0	0	0	0	0	0	0	0	0	0	0	0	0				




Financial Institutions/ Banks		0	0	0	0	0	0	0	0	0	0	0	0	0	0	0	0	0
Any Other (specify)		1	93500	0	0	93500	4.61	93500	0	93500	4.61	0	4.61	0	0	0	0	93500
Body Corporate		1	93500	0	0	93500	4.61	93500	0	93500	4.61	0	4.61	0	0	0	0	93500
Sub-Total (A)(1)		6	1488432	0	0	1488432	73.41	1488432	0	1488432	73.41	0	73.41	414000	27.81	0	0	1488432
Foreign Individuals (Non-Resident Individuals/ Foreign Individuals)		0	0	0	0	0	0	0	0	0	0	0	0	0	0	0	0	0
Government Institutions		0	0	0	0	0	0	0	0	0	0	0	0	0	0	0	0	0
Foreign Portfolio Investor		0	0	0	0	0	0	0	0	0	0	0	0	0	0	0	0	0
Any Other (specify)		0	0	0	0	0	0	0	0	0	0	0	0	0	0	0	0	0
Sub-Total (A)(2)		0	0	0	0	0	0	0	0	0	0	0	0	0	0	0	0	0
Total Shareholding of Promoter and Promoter Group (A)= (A)(1)+(A)(2)		6	1488432	0	0	1488432	73.41	1488432	0	1488432	73.41	0	73.41	414000	27.81	0	0	1488432
PARAS ENGEN	AAE CP48		93500	0	0	93500	4.61	93500	0	93500	4.61	0	4.61	0	0	0	0	93500




INDIA PRIVATE LIMITED	12E																	
-----------------------	-----	--	--	--	--	--	--	--	--	--	--	--	--	--	--	--	--	--

Table III - Statement showing shareholding pattern of the Public shareholder

Category & Name of the Shareholders (I)	PAN (II)	Nos. of shareholder (III)	No. of fully paid up equity shares held (IV)	Partly paid-up equity shares held (V)	Nos. of shares underlying Depository Receipts (VI)	Total nos. shares held VII = IV+V+VI	Shareholding % calculated as per SCRR, 1957 As a % of (A+B+C2) VIII	Number of Voting Rights held in each class of securities (IX)			No. of Shares Underlying Outstanding convertible securities (including Warrants) (X)	Total shareholding, as a % assuming full conversion of convertible securities (as a percentage of diluted share capital) (XI)	Number of Locked in shares (XII)		Number of Shares pledged or otherwise encumbered (XIII)		Number of equity shares held in dematerialized form (XIV)	
								No of Voting Rights					Total as a % of Total Voting rights	No. (a)	As a % of total Shares held (b)	No. (Not applicable) (a)		As a % of total shares held (Not applicable) (b)
								Class X	Class Y	Total								
Institutions		0	0	0	0	0	0	0	0	0	0	0	0	0	0	0	0	
Mutual Funds/		0	0	0	0	0	0	0	0	0	0	0	0	0	0	0	0	
Venture Capital Funds		0	0	0	0	0	0	0	0	0	0	0	0	0	0	0	0	
Alternate Investment Funds		0	0	0	0	0	0	0	0	0	0	0	0	0	0	0	0	
Foreign Venture Capital Investors		0	0	0	0	0	0	0	0	0	0	0	0	0	0	0	0	
Foreign Portfolio Investors		0	0	0	0	0	0	0	0	0	0	0	0	0	0	0	0	
Financial Institutions/ Banks		0	0	0	0	0	0	0	0	0	0	0	0	0	0	0	0	
Insurance Companies		0	0	0	0	0	0	0	0	0	0	0	0	0	0	0	0	
Provident		0	0	0	0	0	0	0	0	0	0	0	0	0	0	0	0	



Funds/ Pension Funds																		
Any Other (specify)		1	82800	0	0	82800	4.08	82800	0	828	4.08	0	4.08		0			82800
Other	0	1	82800			82800	4.08	82800		828	4.08		4.08		0			82800
Sub-Total (B)(1)		1	82800	0	0	82800	4.08	82800	0	828	4.08	0	4.08	0	0			82800
Central Government/ State Government(s) ) / President of India		0	0	0	0	0	0	0	0	0	0	0	0	0	0	0	0	0
Sub-Total (B)(2)		0	0	0	0	0	0	0	0	0	0	0	0	0	0	0	0	0
Non- institutions		0	0	0	0	0	0	0	0	0	0	0	0	0	0	0	0	0
Individuals -		90	31840	0	0	318400	15.71	318400	0	318	15.71	0	15.71	0	0	0	0	318400
Individual shareholders holding nominal share capital up to Rs. 2 lakhs.		88	22480	0	0	224800	11.09	224800	0	224	11.09	0	11.09		0			224800
Individual shareholders holding nominal share capital in excess of Rs. 2 lakhs.		2	93600	0	0	93600	4.62	93600	0	936	4.62	0	4.62		0			93600
ASHISH	ACEP	0	68400			68400	3.37	68400		684	3.37		3.37		0			68400



NAVNITLAL SHAH	S6291 D								00								
NITINKUMAR JAYANTILAL PATEL	ATH PP17 29P	0	25200			25200	1.24	25200	25200	1.24		1.24		0			25200
NBFCs registered with RBI		0	0	0	0	0	0	0	0	0	0	0	0	0			0
Employee Trusts		0	0	0	0	0	0	0	0	0	0	0	0	0			0
Overseas Depositories (holding DRs) (balancing figure)		0	0	0	0	0	0	0	0	0	0	0	0	0			0
Any Other (specify)		13	138000	0	0	138000	6.81	138000	138000	6.81	0	6.81		0			138000
Body Corporate		0	7	129600		129600	6.39	129600	129600	6.39		6.39		0			129600
Hindu Undivided Family		0	6	8400		8400	.41	8400	8400	.41		.41		0			8400
Sub-Total (B)(3)		103	456400	0	0	456400	22.52	456400	456400	22.52	0	22.52		0	0		456400
Total Public Shareholding (B)= (B)(1)+(B)(2)+(B)(3)		104	539200	0	0	539200	26.6	539200	539200	26.6	0	26.6		0	0		539200
WEALTH FIRST PORTFOLIO MANAGERS	AAB CD45 80C	0	82800			82800	4.08	82800	82800	4.08		4.08		0			82800
SUMANJU	AAV	0	10800			10800	5.33	10800	10800	5.33		5.33		0			10800





PROJECTS & SERVICES LIMITED	CS1684E		0					0		000								
-----------------------------	---------	--	---	--	--	--	--	---	--	-----	--	--	--	--	--	--	--	--

Table IV - Statement showing shareholding pattern of the Non Promoter- Non Public shareholder

Category & Name of the Shareholders (i)	PAN (ii)	No. of shareholder (iii)	No. of fully paid up equity shares held (iv)	Partly paid-up equity shares (v)	Nos. of shares underlying Depository Receipts (vi)	Total no. shares held (VII = IV+V+VI)	Shareholding % calculated as per SCRR, 1957 As a % of (A+B+C2) (viii)	Number of Voting Rights held in each class of securities (ix)			No. of Underlying Outstanding convertible securities (including Warrants) (x)	Total shareholding, as a % assuming full conversion of convertible securities (as a percentage of diluted share capital) (xi)	Number of Locked in shares (xii)		Number of Shares pledged or otherwise encumbered (xiii)		Number of equity shares held in dematerialized form (xiv) (Not Applicable)																
								No of Voting Rights					Total as a % of Total Voting rights	No.	As a % of total Shares held	No. (Not applicable)		As a % of total shares held (Not applicable)															
								Class X	Class Y	Total																							
								Custodian/DR Holder		0									0	0	0	0	0	0	0	0	0	0	0	0	0	0	0
								Employee Benefit Trust (under SEBI (Share based Employee Benefit) Regulations, 2014)		0									0	0	0	0	0	0	0	0	0	0	0	0	0	0	0
Total Non-Promoter- Non Public Shareholding (C) = (C)(1)+(C)(2)		0	0	0	0	0	0	0	0	0	0	0	0	0	0	0	0	0															



Table II- Unclaim Details

<b>Details of Shares which remain unclaimed may be given here along with details such as number of shareholders, outstanding shares held in demat/unclaimed suspense account, voting rights which are frozen etc.</b>	
<b>No. of shareholders</b>	<b>No of share held</b>

Table III- Unclaim Details

<b>Details of Shares which remain unclaimed may be given here along with details such as number of shareholders, outstanding shares held in demat/unclaimed suspense account, voting rights which are frozen etc.</b>	
<b>No. of shareholders</b>	<b>No of share held</b>

Table III- Person in Concert

<b>Details of the shareholders acting as persons in Concert including their Shareholding</b>			
<b>Name of shareholder</b>	<b>Name of PAC</b>	<b>No. of share</b>	<b>Holding %</b>

