



INFRA PROJECTS LIMITED

ENGINEERING CONSULTANTS & CONTRACTORS

Sigma-1 Corporates, Corporate House No. 6, Sindhu Bhavan Road, Nr. Mann Party Plot Cross Road,
Bodakdev, Ahmedabad - 380 054. Gujarat, India. Telefax : +91 - 79 - 4008 6771-74.
E-mail : elect@hecproject.com, Web. : www.hecprojects.in, CIN : L45200GJ2005PLC046870

Date: 10th April, 2018

To,
National Stock Exchange of India Limited
Exchange Plaza,
Plot no. C/1, G Block,
Bandra-Kurla Complex,
Bandra (E)
Mumbai - 400 051

**Sub: Submission of Shareholding Pattern for the Half year ended
on 31st March, 2018**

Dear Sir,

Pursuant to Regulation 31(1)(b) of the Securities and Exchange Board of India (Listing Obligations and Disclosure Requirements) Regulations, 2015 please find enclosed herewith Shareholding Pattern for the half year ended on 31st March, 2018.

Kindly acknowledge the same.

Thanking You.

For, HEC INFRA PROJECTS LIMITED


GAURANG SHAH
MANAGING DIRECTOR
DIN: 01756079



Enclosure: As above

ANNEXURE

1. **Name of Listed Entity:** HEC Infra Projects Limited
2. **Scrip Code/Name of Scrip/Class of Security:** HECPROJECT
3. **Share Holding Pattern Filed under:** 31b
4. **Share Holding Pattern as on :** 31-Mar-2018
5. **Declaration:** The Listed entity is required to submit the following declaration to the extent of submission of information:-

S. No.	Particulars	Yes/No	
1	Whether the Listed Entity has issued any partly paid up shares?	No	
2	Whether the Listed Entity has issued any Convertible Securities?	No	
3	Whether the Listed Entity has any shares against which depository receipts are issued?	No	
4	Whether the Listed Entity has any shares in locked-in?	Yes	Promoter and Promoter Group
5	Whether any shares held by promoters are pledge or otherwise encumbered?	No	
6	Whether the Listed Entity has issued any differential Voting Rights?	No	
7	Whether the Listed Entity has issued any Warrants ?	No	



A handwritten signature in black ink, appearing to be a stylized name, written over the stamp.

Table I - Summary Statement holding of specified securities

Category (I)	Category of shareholder (II)	Nos. of share (III)	No. of fully paid shares held (IV)	No. of Partly paid equity shares held (V)	No. of Deposits Receipts (VI)	Total nos. shares held (VII) = (IV)+(V)+(VI)	Shareholding as a % of total no. (calculated per SCRR, 1957) (VIII)	Number of Voting Rights held in each class of securities (IX)			No. of Outstanding convertible securities (including Warrants) (X)	Shareholding, as a % assuming percentage diluted capital (XI) = As a % of (A+B+C2)	Number of Locked in shares (XII)		Number of Shares pledged or otherwise encumbered (XIII)		Number of equity in dematerialized (XIV)	
								No of Voting Rights					Total as a % of (A+B+C)	No. (a)	As a % of total Shares held (b)	No. (a)		As a % of total Shares held (b)
								Class eg: X	Class eg: Y	Total								
A	Promoter & Promoter Group	6	14884	0	0	14884	73.41	14884	0	14884	73.41	0	41400	27.81		14884		
B	Public	95	53920	0	0	53920	26.59	53920	0	53920	26.59	0	0.00			53920		
C	Non Promoter-Non Public	0	0	0	0	0	0.00	0	0	0	0.00	0	0.00	0	0.00	0		
C1	Shares underlying DRs	0	0	0	0	0	0.00	0	0	0	0.00	0	0.00			0		
C2	Shares held by Employee Trusts	0	0	0	0	0	0.00	0	0	0	0.00	0	0.00			0		
	Total	101	20276	0	0	20276	100.00	20276	0	20276	100.00	0	41400	20.42		20276		





Table II - Statement showing shareholding pattern of the Promoter and Promoter Group

Category & Name of the Shareholders (I)	PAN (II)	No. of shares held (III)	No. of fully paid up equity shares held (IV)	Paid up equity shares held (V)	Nos. of underlying Deposits Receipt (VI)	Total nos. shares held (VII = IV+V+VI)	Shareholding % calculated as per SCRR, 1957 (VIII)	Number of Voting Rights held in each class of securities (IX)			Total as a % of Total Voting rights	N Shareholding, as a % assuming full conversion of convertible securities (X)	Number of Locked in shares (XII)		Number of Shares pledged or otherwise encumbered (XIII)		Number of equity shares held in dematerialized form (XIV)	
								As a % (A+B+C2) (VIII)	Class X	Class Y			Total	No. (a)	As a % of total Shares held (b)	No. (a)		As a % of total shares held (b)
1	Indian	0	0	0	0	0	0.00	0	0	0	0.00	0	0.00	0	0.00			0
a	Individuals/Hindu undivided Family	5	1394932	0	0	1394932	68.80	1394932	0	1394932	68.80	0	68.80	414000	29.68			1394932
	UNNATI VIKRAM SHAH	AIQP S6604 L	4132	0	0	4132	0.20	4132	0	4132	0.20	0	0.20	0	0.00			4132
	RUPAL GAURANG SHAH	AFDP S5118 R	243400	0	0	243400	12.00	243400	0	243400	12.00	0	12.00	0	0.00			243400
	GAURANG PARMANAND SHAH	ACEP S6664 C	1144982	0	0	1144982	56.47	1144982	0	1144982	56.47	0	56.47	414000	36.16			1144982
	RAHUL GAURANG SHAH	DCFP S0317 N	2318	0	0	2318	0.11	2318	0	2318	0.11	0	0.11	0	0.00			2318
	VIKRAM PARMANAND SHAH	AIFP S9377 R	100	0	0	100	0.00	100	0	100	0.00	0	0.00	0	0.00			100
b	Central Government/State Government(s)		0	0	0	0	0.00	0	0	0	0.00	0	0.00	0	0.00			0



c	Financial Institutions/ Banks		0	0	0	0	0	0.00	0	0	0	0.00	0	0.00	0	0.00	0
d	Any Other (specify)		1	93500	0	0	93500	4.61	93500	0	93500	4.61	0	4.61	0	0.00	93500
	Bodies Corporate		1	93500	0	0	93500	4.61	93500	0	93500	4.61	0	4.61	0	0.00	93500
	PARAS ENGEN INDIA PVT LTD	AAE CP48 12E		93500	0	0	93500	4.61	93500	0	93500	4.61	0	4.61	0	0.00	93500
	Sub-Total (A)(1)		6	148843 2	0	0	148843 2	73.41	148843 2	0	14884 32	73.41	0	73.41	414000	27.81	1488432
2	Foreign		0	0	0	0	0	0.00	0	0	0	0.00	0	0.00	0	0.00	0
a	Individuals (Non-Resident Individuals/ Foreign Individuals)		0	0	0	0	0	0.00	0	0	0	0.00	0	0.00	0	0.00	0
b	Government		0	0	0	0	0	0.00	0	0	0	0.00	0	0.00	0	0.00	0
c	Institutions		0	0	0	0	0	0.00	0	0	0	0.00	0	0.00	0	0.00	0
d	Foreign Portfolio Investor		0	0	0	0	0	0.00	0	0	0	0.00	0	0.00	0	0.00	0
e	Any Other (specify)		0	0	0	0	0	0.00	0	0	0	0.00	0	0.00	0	0.00	0
	Sub-Total (A)(2)		0	0	0	0	0	0.00	0	0	0	0.00	0	0.00	0	0.00	0
	Total Shareholding of Promoter and Promoter Group (A)= (A)(1)+(A)(2)		6	148843 2	0	0	148843 2	73.41	148843 2	0	14884 32	73.41	0	73.41	414000	27.81	1488432





Table III - Statement showing shareholding pattern of the Public shareholder

	Category & Name of the Shareholders (I)	PAN (II)	Nos. of shareholder (III)	No. of fully paid up equity shares held (IV)	Partly paid-up equity shares held (V)	Nos. of shares underlying Depository Receipts (VI)	Total nos. shares held VII = IV+V+VI	Shareholding % calculated as per SCRR, 1957 As a % of (A+B+C2) VIII	Number of Voting Rights held in each class of securities (IX)			No. of Shares Underlying Outstanding convertible securities (including Warrants) (X)	Total shareholding, as a % assuming full conversion of convertible securities (as a percentage of	Number of Locked in shares (XII)		Number of Shares pledged or otherwise encumbered (XIII)		Number of equity shares held in dematerialized form (XIV)	
									No of Voting Rights					Total as a % of Total Voting rights	No (a)	As a % of total Shares held (b)	No. (Not applicable) (a)		As a % of total shares held (Not applicable) (b)
									Class X	Class Y	Total								
i	Institutions		0	0	0	0	0	0.00	0	0	0	0.00	0	0.00	0	0.00	0	0	
a	Mutual Funds/		0	0	0	0	0	0.00	0	0	0	0.00	0	0.00				0	
b	Venture Capital Funds		0	0	0	0	0	0.00	0	0	0	0.00	0	0.00				0	
c	Alternate Investment Funds		0	0	0	0	0	0.00	0	0	0	0.00	0	0.00				0	
d	Foreign Venture Capital Investors		0	0	0	0	0	0.00	0	0	0	0.00	0	0.00				0	
e	Foreign Portfolio Investors		0	0	0	0	0	0.00	0	0	0	0.00	0	0.00				0	
f	Financial Institutions/Banks		0	0	0	0	0	0.00	0	0	0	0.00	0	0.00				0	
g	Insurance Companies		0	0	0	0	0	0.00	0	0	0	0.00	0	0.00				0	
h	Provident Funds/Pension Funds		0	0	0	0	0	0.00	0	0	0	0.00	0	0.00				0	
i	Any Other (specify)		1	142800	0	0	142800	7.04	142800	142800	7.04	0	7.04	0.00				142800	



	Other		1	142800	0	0	142800	7.04	142800	0	142800	7.04	0	7.04		0.00		142800
	WEALTH FIRST PORTFOLIO MANAGERS	AAB CD45 80C	0	142800	0	0	142800	7.04	142800	0	142800	7.04	0	7.04		0.00		142800
	Sub-Total (B)(1)		1	142800	0	0	142800	7.04	142800	0	142800	7.04	0	7.04	0	0.00		142800
2	Central Government/ State Government(s) / President of India		0	0	0	0	0	0.00	0	0	0	0.00	0	0.00		0.00		0
	Sub-Total (B)(2)		0	0	0	0	0	0.00	0	0	0	0.00	0	0.00	0	0.00		0
3	Non-institutions		0	0	0	0	0	0.00	0	0	0	0.00	0	0.00	0	0.00	0	0.00
a	Individuals -		86	268160	0	0	268160	13.22	268160	0	268160	13.22	0	13.22	0	0.00	0	0.00
i	Individual shareholders holding nominal share capital up to Rs. 2 lakhs.		85	242960	0	0	242960	11.98	242960	0	242960	11.98	0	11.98		0.00		242960
ii	Individual shareholders holding nominal share capital in excess of Rs. 2 lakhs.		1	25200	0	0	25200	1.24	25200	0	25200	1.24	0	1.24		0.00		25200
	NITINKUMAR JAYANTILAL PATEL	ATH PP17 29P	0	25200	0	0	25200	1.24	25200	0	25200	1.24	0	1.24		0.00		25200



b	NBFCs registered with RBI		0	0	0	0	0	0.00	0	0	0	0.00	0	0.00			0
c	Employee Trusts		0	0	0	0	0	0.00	0	0	0	0.00	0	0.00			0
d	Overseas Depositories (holding DRs) (balancing figure)		0	0	0	0	0	0.00	0	0	0	0.00	0	0.00			0
e	Any Other (specify)		8	128240	0	0	128240	6.32	128240	128	6.32	0	6.32	0.00			128240
	Bodies Corporate		3	116240	0	0	116240	5.73	116240	116	5.73	0	5.73	0.00			116240
	SUMANJU PROJECTS AND SERVICES LIMITED	AAV CS16 84E	0	108000	0	0	108000	5.33	108000	108	5.33	0	5.33	0.00			108000
	HUF		5	12000	0	0	12000	0.59	12000	120	0.59	0	0.59	0.00			12000
	Sub-Total (B)(3)		94	396400	0	0	396400	19.54	396400	396	19.54	0	19.54	0	0.00		396400
	Total Public Shareholding (B)= (B)(1)+(B)(2)+(B)(3)		95	539200	0	0	539200	26.58	539200	539	26.58	0	26.58	0	0.00		539200



Table IV - Statement showing shareholding pattern of the Non Promoter- Non Public shareholder

Category & Name of the Shareholders (I)	PAN (II)	No. of share holder (III)	No. of fully paid up equity shares held (IV)	Partly paid-up equity shares held (V)	No. of Deposited Recd (VI)	Total shares held (VII) = IV+V+VI	Shareholding calculated as SCR 1957 As a % (A+B+) (VIII)	Number of Voting Rights held in each class of securities (IX)			Total as a % of Total Voting rights	No. of Underlying Outstanding convertible securities (including Warrants) (X)	Total shareholding, as a % assuming full conversion of convertible securities (as a percentage of diluted share capital) (XI)	Number of Locked in shares (XII)		Number of Shares pledged or otherwise encumbered (XIII)		Number of equity shares held in dematerialized form (XIV) (Not Applicable)		
								Class X	Class Y	Total				No.	As a % of total Shares held	No. (Not applicable)	As a % of total shares held (Not applicable)			
																			No of Voting Rights	
1	Custodian/DR Holder	0	0	0	0	0	0.00	0	0	0	0.00	0	0.00	0	0.00	0	0	0		
2	Employee Benefit Trust (under SEBI (Share based Employee Benefit) Regulations, 2014)	0	0	0	0	0	0.00	0	0	0	0.00	0	0.00	0	0.00	0	0.00	0	0	
	Total Non-Promoter- Non Public Shareholding (C)= (C)(1)+(C)(2)	0	0	0	0	0	0.00	0	0	0	0.00	0	0.00	0	0.00	0	0.00	0	0	




Table II- Unclaim Details

Details of Shares which remain unclaimed may be given here along with details such as number of shareholders, outstanding shares held in demat/unclaimed suspense account, voting rights which are frozen etc.	
No. of shareholders	No of share held

Table III- Unclaim Details

Details of Shares which remain unclaimed may be given here along with details such as number of shareholders, outstanding shares held in demat/unclaimed suspense account, voting rights which are frozen etc.	
No. of shareholders	No of share held

Table III- Person in Concert

Details of the shareholders acting as persons in Concert including their Shareholding			
Name of shareholder	Name of PAC	No. of share	Holding %

