



INFRA PROJECTS LIMITED

ENGINEERING CONSULTANTS & CONTRACTORS

Sigma-1 Corporates, Corporate House No. 6, Sindhu Bhavan Road, Nr. Mann Party Plot Cross Road,
Bodakdev, Ahmedabad - 380 054. Gujarat, India. Telefax : +91 - 79 - 4008 6771-74.
E-mail : elect@hecproject.com, Web. : www.hecprojects.in, CIN : L45200GJ2005PLC046870

Date: 11th October, 2018

To,
National Stock Exchange of India Limited
Exchange Plaza,
Plot no. C/1, G Block,
Bandra-Kurla Complex, Bandra (E)
Mumbai - 400051
Equity Scrip Name: HECPROJECT

Dear Sir,

**Sub: Submission of Shareholding Pattern for the Half year
ended on 30th September, 2018**

Pursuant to Regulation 31(1)(b) of the Securities and Exchange Board of India (Listing Obligations and Disclosure Requirements) Regulations, 2015 please find enclosed herewith Shareholding Pattern for the half year ended on 30th September, 2018.

Kindly acknowledge the same.

Thanking You.

For, HEC INFRA PROJECTS LIMITED

Jeel Patel

JEEL PATEL

COMPANY SECRETARY



Enclosure: As above

ANNEXURE

1. Name of Listed Entity: **HEC Infra Projects Limited**
2. Scrip Code/Name of Scrip/Class of Security: **HECPROJECT**
3. Share Holding Pattern Filed under: **31b**
4. Share Holding Pattern as on : **30-Sep-2018**
5. **Declaration:** The Listed entity is required to submit the following declaration to the extent of submission of information:-

S. No.	Particulars	Yes/No	
1	Whether the Listed Entity has issued any partly paid up shares?	No	
2	Whether the Listed Entity has issued any Convertible Securities?	No	
3	Whether the Listed Entity has any shares against which depository receipts are issued?	No	
4	Whether the Listed Entity has any shares in locked-in?	Yes	Promoter and Promoter Group
5	Whether any shares held by promoters are pledge or otherwise encumbered?	No	
6	Whether the Listed Entity has issued any differential Voting Rights?	No	
7	Whether the Listed Entity has issued any Warrants ?	No	





Table I - Summary Statement holding of specified securities

Category (I)	Category of shareholder (II)	Nos. of shareholders (III)	No. of fully paid up equity shares held (IV)	No. of Partly paid-up equity shares held (V)	No. of shares underlying Depository Receipts (VI)	Total nos. shares held (VII) = (IV)+(V)+(VI)	Shareholding as a % of total no. of shares (calculated as per SCRR, 1957) (VIII)	Number of Voting Rights held in each class of securities (IX)			No. of Shares Underlying Outstanding convertible securities (including Warrants) (X)	Shareholding, as a % assuming full conversion of convertible securities (as a percentage of diluted share capital) (XI) = (VII)+(X)	Number of Locked in shares (XII)		Number of Shares pledged or otherwise encumbered (XIII)		Number of equity shares held in dematerialized form (XIV)	
			As a % of (A+B+C2)	No of Voting Rights			Total as a % of (A+B+C)	Warrants (X)	As a % of (A+B+C2)	No. (a)	As a % of total Shares held (b)	No. (a)	As a % of total Shares held (b)					
				Class eg: X	Class eg: Y	Total												
A	Promoter & Promoter Group	6	1488432	0	0	1488432	73.41	1488432	0	148	73.41	0	73.41	41400	27.81			1488432
B	Public	91	539200	0	0	539200	26.59	539200	0	539200	26.59	0	26.59		0.00			539200
C	Non Promoter-Non Public	0	0	0	0	0	0.00	0	0	0	0.00	0	0.00	0	0.00	0	0.00	0
C1	Shares underlying DRs	0	0	0	0	0	0.00	0	0	0	0.00	0	0.00		0.00			0
C2	Shares held by Employee Trusts	0	0	0	0	0	0.00	0	0	0	0.00	0	0.00		0.00			0
	Total	97	2027632	0	0	2027632	100.00	2027632	0	2027632	100.00	0	100.00	41400	20.42			2027632



Table II - Statement showing shareholding pattern of the Promoter and Promoter Group

Category & Name of the Shareholders (i)	PAN (ii)	No. of share holder (iii)	No. of fully paid up equity shares held (iv)	Partly paid-up equity shares held (v)	Nos. of shares underlying Depository Receipts (vi)	Total nos. shares held (VII = IV+V+VI)	Shareholding % calculated as per SCRR, 1957 (viii)	Number of Voting Rights held in each class of securities (ix)			No. of Shares Underlying Outstanding convertible securities (including Warrants) (x)	Shareholding, as a % assuming full conversion of convertible securities (as a percentage of diluted share capital) (XI) = (VII)+(X) as a % of A+B+C2	Number of Locked in shares (xii)		Number of Shares pledged or otherwise encumbered (xiii)		Number of equity shares held in dematerialized form (xiv)
								No of Voting Rights Class X	No of Voting Rights Class Y	Total No of Voting Rights			No. (a)	As a % of total Shares held (b)	No. (a)	As a % of total shares held (b)	
1	Indian	0	0	0	0	0	0.00	0	0	0	0.00	0	0.00			0	
a	Individuals/Hindu undivided Family	5	1394932	0	0	1394932	68.80	1394932	0	1394932	68.80	0	68.80	414000	29.68		1394932
	RAHUL GAURANG SHAH	DCFP1S0317N	2318	0	0	2318	0.11	2318	0	2318	0.11	0	0.11	0	0.00		2318
	UNNATI VIKRAM SHAH	AIQP1S6604L	4132	0	0	4132	0.20	4132	0	4132	0.20	0	0.20	0	0.00		4132
	VIKRAM PARMANAND SHAH	AIFP1S9377R	100	0	0	100	0.00	100	0	100	0.00	0	0.00	0	0.00		100
	GAURANG PARMANAND SHAH	ACEP1S6664C	1144982	0	0	1144982	56.47	1144982	0	1144982	56.47	0	56.47	414000	36.16		1144982
	RUPAL GAURANG SHAH	AFDP1S5118R	243400	0	0	243400	12.00	243400	0	243400	12.00	0	12.00	0	0.00		243400
b	Central Government/ State Government(s)		0	0	0	0	0.00	0	0	0	0.00	0	0.00	0	0.00		0



c	Financial Institutions/ Banks		0	0	0	0	0	0.00	0	0	0	0.00	0	0.00	0	0.00		0
d	Any Other (specify)		1	93500	0	0	93500	4.61	93500	0	93500	4.61	0	4.61	0	0.00		93500
	Bodies Corporate		1	93500	0	0	93500	4.61	93500	0	93500	4.61	0	4.61	0	0.00		93500
	PARAS ENGEN INDIA	AAE CP48 12E	1	93500	0	0	93500	4.61	93500	0	93500	4.61	0	4.61	0	0.00		93500
	Sub-Total (A)(1)		6	1488432	0	0	1488432	73.41	1488432	0	1488432	73.41	0	73.41	414000	27.81		1488432
2	Foreign		0	0	0	0	0	0.00	0	0	0	0.00	0	0.00	0	0.00		0
a	Individuals (Non-Resident Individuals/ Foreign Individuals)		0	0	0	0	0	0.00	0	0	0	0.00	0	0.00	0	0.00		0
b	Government		0	0	0	0	0	0.00	0	0	0	0.00	0	0.00	0	0.00		0
c	Institutions		0	0	0	0	0	0.00	0	0	0	0.00	0	0.00	0	0.00		0
d	Foreign Portfolio Investor		0	0	0	0	0	0.00	0	0	0	0.00	0	0.00	0	0.00		0
e	Any Other (specify)		0	0	0	0	0	0.00	0	0	0	0.00	0	0.00	0	0.00		0
	Sub-Total (A)(2)		0	0	0	0	0	0.00	0	0	0	0.00	0	0.00	0	0.00		0
	Total Shareholding of Promoter and Promoter Group (A)= (A)(1)+(A)(2)		6	1488432	0	0	1488432	73.41	1488432	0	1488432	73.41	0	73.41	414000	27.81		1488432




Table III - Statement showing shareholding pattern of the Public shareholder


Category & Name of the Shareholders (I)	PAN (II)	Nos. of shareholder (III)	No. of fully paid up equity shares held (IV)	Partly paid-up equity shares held (V)	Nos. of shares underlying Depository Receipts (VI)	Total nos. shares held $\text{VII} = \text{IV} + \text{V} + \text{VI}$	Shareholding % calculated as per SCRR, 1957 As a % of $(\text{A} + \text{B} + \text{C}2)$ VIII	Number of Voting Rights held in each class of securities (IX)			No. of Shares Underlying Outstanding convertible securities (including Warrants) (X)	Total shareholding, as a % assuming full conversion of convertible securities (as a percentage of diluted share capital) (XI)	Number of Locked in shares (XII)		Number of Shares pledged or otherwise encumbered (XIII)		Number of equity shares held in dematerialized form (XIV)	
								No of Voting Rights					Total as a % of Total Voting rights	No. (a)	As a % of total Shares held (b)	No. (Not applicable) (a)		As a % of total shares held (Not applicable) (b)
								Class X	Class Y	Total								
l Institutions		0	0	0	0	0	0.00	0	0	0	0.00	0	0.00	0	0.00	0	0	
a Mutual Funds/		0	0	0	0	0	0.00	0	0	0	0.00	0	0.00	0	0.00		0	
b Venture Capital Funds		0	0	0	0	0	0.00	0	0	0	0.00	0	0.00	0	0.00		0	
c Alternate Investment Funds		0	0	0	0	0	0.00	0	0	0	0.00	0	0.00	0	0.00		0	
d Foreign Venture Capital Investors		0	0	0	0	0	0.00	0	0	0	0.00	0	0.00	0	0.00		0	
e Foreign Portfolio Investors		0	0	0	0	0	0.00	0	0	0	0.00	0	0.00	0	0.00		0	
f Financial Institutions/ Banks		0	0	0	0	0	0.00	0	0	0	0.00	0	0.00	0	0.00		0	
g Insurance Companies		0	0	0	0	0	0.00	0	0	0	0.00	0	0.00	0	0.00		0	
h Provident Funds/ Pension Funds		0	0	0	0	0	0.00	0	0	0	0.00	0	0.00	0	0.00		0	
i Any Other (specify)		1	151200	0	0	151200	7.46	0	0	151200	7.46	0	7.46	0	0.00		151200	

THE INFRA PROJECTS LTD.

 15/12/2000

[Handwritten Signature]

	Other		1	151200	0	0	151200	7.46	151200	151200	7.46	0	7.46		0.00		151200
	WEALTH FIRST PORTFOLIO MANAGERS	AAB CD45 80C	1	151200	0	0	151200	7.46	151200	151200	7.46	0	7.46		0.00		151200
	Sub-Total (B)(1)		1	151200	0	0	151200	7.46	151200	151200	7.46	0	7.46	0	0.00		151200
2	Central Government/ State Government(s) / President of India		0	0	0	0	0	0.00	0	0	0.00	0	0.00		0.00		0
	Sub-Total (B)(2)		0	0	0	0	0	0.00	0	0	0.00	0	0.00	0	0.00		0
3	Non-institutions		0	0	0	0	0	0.00	0	0	0.00	0	0.00	0	0.00	0	0.00
a	Individuals -		84	264204	0	0	264204	13.03	264204	264204	13.03	0	13.03	0	0.00	0	0.00
i	Individual shareholders holding nominal share capital up to Rs. 2 lakhs.		83	239004	0	0	239004	11.79	239004	239004	11.79	0	11.79		0.00		239004
ii	Individual shareholders holding nominal share capital in excess of Rs. 2 lakhs.		1	25200	0	0	25200	1.24	25200	25200	1.24	0	1.24		0.00		25200
	NITINKUMAR JAYANTILAL PATEL	ATH PP17 29P	1	25200	0	0	25200	1.24	25200	25200	1.24	0	1.24		0.00		25200



b	NBFCs registered with RBI		0	0	0	0	0	0.00	0	0	0	0.00	0	0.00		0.00		0
c	Employee Trusts		0	0	0	0	0	0.00	0	0	0	0.00	0	0.00		0.00		0
d	Overseas Depositories (holding DRs) (balancing figure)		0	0	0	0	0	0.00	0	0	0	0.00	0	0.00		0.00		0
e	Any Other (specify)		6	123796	0	0	123796	6.11	123796	0	123796	6.11	0	6.11		0.00		123796
	Bodies Corporate		3	115396	0	0	115396	5.69	115396	0	115396	5.69	0	5.69		0.00		115396
	SUMANJU PROJECTS AND SERVICES LIMITED	AAV CS16 84E	1	108000	0	0	108000	5.33	108000	0	108000	5.33	0	5.33		0.00		108000
	HUF		3	8400	0	0	8400	0.41	8400	0	8400	0.41	0	0.41		0.00		8400
	Sub-Total (B)(3)		90	388000	0	0	388000	19.14	388000	0	388000	19.14	0	19.14	0	0.00		388000
	Total Public Shareholding (B)= (B)(1)+(B)(2)+(B)(3)		91	539200	0	0	539200	26.60	539200	0	539200	26.60	0	26.60	0	0.00		539200




Table IV - Statement showing shareholding pattern of the Non Promoter- Non Public shareholder

Category & Name of the Shareholders (i)	PAN (ii)	No. of share holder (iii)	No. of fully paid up equity shares held (iv)	Partly paid-up equity shares held (v)	Nos. of shares underlying Depository Receipts (vi)	Total no. shares held (vii) = (iv+v+vi)	Shareholding % calculate d as per SCRR, 1957 As a % of (A+B+C2) (viii)	Number of Voting Rights held in each class of securities (ix)			Total as a % of Total Voting rights	No. of Shares Underlying Outstanding convertible securities (including Warrants) (x)	Total shareholdin g, as a % assuming full conversion of convertible securities (as a percentage of diluted share capital) (xi)	Number of Locked in shares (xii)		Number of Shares pledged or otherwise encumbered (xiii)		Number of equity shares held in dematerializ ed form (xiv) (Not Applicable)
								Class X	Class Y	Total				No.	As a % of total Shares held	No. (Not applicable)	As a % of total shares held (Not applicable)	
1 Custodian/DR Holder		0	0	0	0	0	0.00	0	0	0	0.00	0	0.00	0	0.00	0	0.00	0
2 Employee Benefit Trust (under SEBI (Share based Employee Benefit) Regulations, 2014)		0	0	0	0	0	0.00	0	0	0	0.00	0	0.00	0	0.00	0	0.00	0
Total Non-Promoter- Non Public Shareholding (C)= (C)(1)+(C)(2)		0	0	0	0	0	0.00	0	0	0	0.00	0	0.00	0	0.00	0	0.00	0





Table II- Unclaim Details

Details of Shares which remain unclaimed may be given here along with details such as number of shareholders, outstanding shares held in demat/unclaimed suspense account, voting rights which are frozen etc.	
No. of shareholders	No of share held

Table III- Unclaim Details

Details of Shares which remain unclaimed may be given here along with details such as number of shareholders, outstanding shares held in demat/unclaimed suspense account, voting rights which are frozen etc.	
No. of shareholders	No of share held

Table III- Person in Concert

Details of the shareholders acting as persons in Concert including their Shareholding			
Name of shareholder	Name of PAC	No. of share	Holding %

